

www.catnic.com

Care has been taken to ensure that the contents of this publication are accurate, but Tata Steel Europe Limited and its subsidiaries, which includes Tata Steel UK Limited, do not accept responsibility or liability for errors or information that is found to be misleading. Suggestions for, or descriptions of, the end use or application of products or methods of working are for information only and Tata Steel Europe Limited and its subsidiaries accept no liability in respect thereof.

Before using products or services supplied or manufactured by Tata Steel Europe Limited and its subsidiaries, customers should satisfy themselves as to their suitability.

Catnic reserves the right to change information contained within this brochure at any time.

© Copyright 2015 Tata Steel UK Limited

Catnic
Pontypandy Industrial Estate
Caerphilly
CF83 3GL
T: 029 2033 7900
F: 029 2086 7796
www.catnic.com

English version

Builders Metalwork Product Selector

September 2015



EN 845-1



BS EN ISO 9001:2008
FM 14913



BS EN ISO 14001:2004
EMS 555046

CBMPS:1000:EN:09/2015

Contents

- 4 Technical Specifications
- 6 Timber-to-wall joist hangers
- 8 Multi-truss hangers
- 9 Timber-to-timber joist hangers
- 11 Restraint straps
- 13 Timber engineering hardware
- 15 Timber fixings & connectors
- 17 Brackets, plates & braces
- 20 Frame cramps & extras



BUILD IT BETTER WITH CATNIC

Catnic is a leading supplier and manufacturer of building products for the construction industry.

We are pleased to introduce the latest addition to our renowned product range, a comprehensive selection of high quality connectors for timber and masonry construction.

Our new product range provides a complete selection of straps, hangers, brackets, fixings and cramps to satisfy the requirements of a broad range of construction types.

Acknowledged for our excellence of service and conformance to the highest quality standards, selecting the Catnic brand assures that the products you have chosen are of superior quality and are fully supported by our customer service network.

If you need details of your local distributor, or if you require any further information please contact:

Catnic Sales
Pontypandy Estate,
Caerphilly,
United Kingdom
CF83 3GL

Tel +44 (0) 29 2033 7900
Fax +44 (0) 29 2088 0855

www.catnic.com

TECHNICAL SPECIFICATIONS

Our rigid adherence to quality control & compliance is your guarantee of technical excellence

Quality

Catnic is committed to quality control and is a BSI registered company with quality management system in accordance with BS EN ISO 9001:2008, which provide a set of processes that ensure:

- Clarification and documentation of policies and objectives.
- Reduced waste relating to customers' requirements of production with a view to achieving customer satisfaction.
- Understanding how statutory and regulatory requirements impact on Catnic and our customer.
- Clear responsibilities and authorities, increasing motivation and commitment.
- Consistency and traceability of products and services.
- High level of internal and external communication.



BS EN ISO 9001 : 2008
FM 14913

Material specification and design

Catnic Metalwork products are manufactured in accordance with the Construction Products Directive, BS5268, Eurocode 5, ETAG 015 and European standard BS EN 10346:2009 + G275 for the specification of Ancillary Components for Masonry. The products detailed in this brochure are manufactured for the specific purposes shown, and should not be used with other connectors not approved by a qualified Designer. A qualified Designer should only make modifications to Catnic products, or changes in installations. The performance of such modified products or an altered installation is the sole responsibility of the Designer.

Where necessary our products are CE marked.



Non-standard and modified products

Consult Catnic Technical Services for applications for which there is no brochure product, and connectors for abnormal loading, excess timber shrinkage or alternative erection requirements need to be considered. Catnic cannot and does not make any representations regarding the suitability of use or load-carrying capacities of non-listed products.

Environment and Sustainability

Catnic are committed to protecting the environment by minimising the impact of our operations and our products through the adoption of sustainable practices and through continuous improvement in environmental performance and control.



BS EN ISO 14001 : 2004
EMS 555046

SELECTION AND INSTALLATION

We are committed to trouble free installation

In order to select the correct product we advise users to evaluate the following areas:

1. Application

Where structural applications are required we advise that you consider the type of connection and how critical it is.

2. Environment

Determining the type of environment where a fastener will be used and select the most appropriate material and coating for fastener in accordance with the exposure type.

- **Dry interior:** wall and ceiling cavities, and raised floor applications in enclosed buildings that have been designed to ensure that condensation and other sources of moisture do not develop. Prolonged exposure during construction should also be considered, as this may constitute an exterior-wet or higher exposure.
- **Dry exterior:** Outdoors installation with minimal exposure to rainfall regular moisture.
- **Wet exterior:** Outdoors installations with higher moisture and rainfall exposure.
- **Corrosive:** Exposure to ocean salt air, de-icing salts, fire retardants, large bodies of water (e.g. dock boards), fumes, fertilizers, soil, some preservative-treated woods, industrial zones, acid rain, and other corrosive elements.

3. Material

When fastening dissimilar metals, carefully consider the correct combination of fastener and material necessary to avoid galvanic corrosion. When fastening most untreated wood and other common building materials, additional corrosion risk caused by the fastened material is not a significant factor. For preservative-treated wood applications, the supplier should provide all of the pertinent information about the product used. Information should include the specific type of wood treatment used, if ammonia was used in the treatment together with the chemical retention level.

If this information is unavailable then Catnic recommends stainless steel connectors and fasteners. It is also advisable to obtain a recommendation from the treated-wood supplier for a fastener coating or material that is suitable for use with their formulation in the intended environment.

Warning

Catnic structural connectors, anchors, and other products are designed and tested to provide specified design loads. To obtain optimal performance from Catnic products and achieve maximum allowable design load, the products must be properly installed.

Installation guidance

Catnic provides general guidance on the precise selection and recommended installation of our products. General instructions are supplied in addition to the specific instructions and notes provided for individual products. We recommend all should be considered prior to any installation.

- Do not overload or exceed the product performance, which would compromise the connection.
- Install all fasteners before loading the connection.
- Nail guns may be used to install connectors, provided the correct number and type of nails are properly installed in the holes provided. Guns with hole locators should be used. Pneumatic or power-assisted fasteners may deflect and injure the operator or others, follow the manufacturer's instruction and use appropriate safety equipment.
- When using stainless steel connectors, use stainless steel fasteners. When using galvanized connectors, use fasteners that meet the zinc coating specifications.
- Hangers into masonry walls must have the minimum specified height of masonry above the hanger, with mortar fully cured, before load is applied. Top fix masonry hangers will not carry the design load without specified masonry above the top flange of the hanger. Masonry supported connectors must be embedded into the correct strength mortar as per British Standards.
- Do not overdrive nails. Overdriven nails reduce shear capacity; protruding nails should always be clinched to avoid injury.

Note: Install products in the position specified in this brochure. Do not alter installation procedures from those set forth in this catalogue.



TIMBER-TO-WALL JOIST HANGERS

Catnic have a comprehensive range of masonry hangers, designed to support timber joists from brick or block walls.



Features

Our single piece non-welded timber to masonry range has been designed with a wide top flange to increase loading capacity on masonry with a comprehensive minimum crushing strength of 3.5N/mm². Hangers 150mm deep or above are manufactured with 10mm less to allow for notching and regularisation of timber joists. All hangers are designed with a 75mm bearing surface and pre-punched side gussets to allow nail fixing into timber joist with 30mm x 3.75mm sheradised square twist nails. This product is **CE marked** in accordance with the Construction Product Regulations 2013.

Material specification

Manufactured in line with Eurocode 5 and BS EN 845-1:2013 standards, all hangers are made from 2mm thick pre-galvanised steel to BS EN 10346:2009, S280 + G275.

Installation

Care should be taken during installation, ensure the back plate of the joist hanger is positioned flush against the supporting masonry, and a minimum of 675mm of cured masonry must be in position above the joist hanger flanges before any load is applied.

Timber joists should be cut square and positioned at the back face of the hanger, with no more than a 6mm gap. Timber can be secured with 30 x 3.75mm sheradised square twist nails, through individual pre-punched holes along the side gussets. It is advised that ceiling joists are notched at the hanger base to achieve a level surface when using plasterboards.

Catnic heavy duty restraint straps must be used with all types of Catnic heavy duty joist hangers to provide lateral restraint, see page 11 for full product range.

i In addition to the standard timber to masonry hanger (see page 7) we can also supply on request a return and straddle hanger.



Return Joist Hanger

Designed for a similar application to the Standard joist hanger but with the advantage of a return flange (25mm as standard) which greatly increases lateral support as the top flange gives additional resistance to pull out (minimum width brickwork 100mm).



Straddle Joist Hanger

Designed for use when timber joist positions are directly opposite each other, on either side of a wall or beam (minimum width brickwork 100mm).



If you require further information please contact our Technical Services Department on

029 2033 7900

TIMBER-TO-WALL JOIST HANGERS

TIMBER-TO-WALL JOIST HANGERS

Timber-to-Wall Joist Hanger

A single piece, non-welded, hanger designed with a wide top flange to increase loading capacity on masonry, with compressive strength of 3.5N/mm² and above with a bearing area of 75mm. Available for timber width 38 - 150mm, and timber depth of 100 - 275mm.



Safe Working Loads (kN)

		JH38/*	JH44/*	JH47/*	JH50/*	JH63/*	JH75/*	JH88/*	JH100/*	JH125/*	JH150/*
		Timber Width (mm)									
Timber Depth	Masonry Strength	38	44	47	50	63	75	88	100	125	150
100 (mm)	3.5N/mm ²	2.67	2.67	2.67	2.67	2.77	2.77	n/a	n/a	n/a	n/a
	7.0N/mm ²	3.13	3.13	3.13	3.13	4.29	4.29	4.47	4.47	4.47	4.47
	Per Box	50	40	40	40	40	40	30	30	n/a	n/a
125 (mm)	3.5N/mm ²	2.86	2.86	2.86	2.86	2.98	2.98	n/a	n/a	n/a	n/a
	7.0N/mm ²	3.55	3.55	3.55	3.55	4.62	4.62	4.47	4.47	4.47	4.47
	Per Box	45	40	40	40	40	30	30	20	15	n/a
150 (mm)	3.5N/mm ²	3.08	3.05	3.05	3.05	3.19	3.19	n/a	n/a	n/a	n/a
	7.0N/mm ²	3.8	3.8	3.8	3.8	4.87	4.87	4.42	4.42	4.42	4.42
	Per Box	40	40	40	40	40	25	25	20	15	15
175 (mm)	3.5N/mm ²	3.25	3.25	3.25	3.25	3.40	3.40	n/a	n/a	n/a	n/a
	7.0N/mm ²	4.22	4.22	4.22	4.22	5.22	5.22	4.36	4.36	4.36	4.36
	Per Box	30	30	30	30	30	20	20	20	15	10
200 (mm)	3.5N/mm ²	3.44	3.44	3.44	3.44	3.61	3.61	n/a	n/a	n/a	n/a
	7.0N/mm ²	4.63	4.63	4.63	4.63	5.58	5.58	4.31	4.31	4.31	4.31
	Per Box	25	25	25	25	25	20	20	15	10	10
225 (mm)	3.5N/mm ²	3.63	3.63	3.63	3.63	3.82	3.82	n/a	n/a	n/a	n/a
	7.0N/mm ²	5.05	5.05	5.05	5.05	5.94	5.94	4.25	4.25	4.25	4.25
	Per Box	25	25	25	25	25	20	20	15	10	10
250 (mm)	3.5N/mm ²	3.63	3.63	3.63	3.63	3.82	3.82	n/a	n/a	n/a	n/a
	7.0N/mm ²	5.05	5.05	5.05	5.05	5.94	5.94	4.25	4.25	4.25	4.25
	Per Box	25	25	25	25	20	15	15	15	10	10
275 (mm)	3.5N/mm ²	3.63	3.63	3.63	3.63	3.82	3.82	n/a	n/a	n/a	n/a
	7.0N/mm ²	5.05	5.05	5.05	5.05	5.94	5.94	4.25	4.25	4.25	4.25
	Per Box	25	25	25	25	20	15	15	15	10	10

*Add depth dimensions to complete code when ordering

MULTI-TRUSS HANGERS

Our multi-truss hanger range provides a versatile solution for timber, masonry and concrete connections. Designed for use in heavy duty applications to support multiple trusses, from a primary girder, purlin to beam connections and main trimmer joists.

Features

All hangers are designed as a single piece, non-welded, unit with a 75mm bearing surface and 4.5mm diameter nail holes and 14mm diameter bolt holes.

Material specification

All Catnic multi-truss hangers are manufactured from 2mm thick pre-galvanised steel to BS EN 10346:2009.

Installation

Care should be taken during installation; hangers must be secured with 30 x 3.75mm sheradised square twist nails, through individual pre-punched holes together with M12 HT bolts or coach screws.

Face Fix Multi-Truss Hanger 240



JHT240/*	
Width (mm)	50
SWL (kN)	5.00
Height (mm)	95
Per Box	50

*Add width dimensions to complete the code when ordering.

Face Fix Multi-Truss Hanger 380



JHT380/*			
Width (mm)	50	75	100
SWL (kN)	15.90	14.84	10.00
Height (mm)	165	152	140
Per Box	50	50	50

*Add width dimensions to complete the code when ordering.

Face Fix Multi-Truss Hanger 500

JHT500/*					
Width (mm)	50	75	100	125	150
SWL (kN)	18.31	16.98	16.94	16.90	16.87
Height (mm)	225	212	200	188	175
Per Box	25	25	25	25	25

*Add width dimensions to complete the code when ordering.




i The Timber SWL (safe working loads) shown above are when fully nailed and bolted. Masonry SWL will vary dependant on the type of fixing used and the strength of masonry / concrete used. Loads stated are the lower of the load capacity at 2.5mm deflection of the hanger tested or the medium term loads in accordance with BS 5268.

TIMBER-TO-TIMBER JOIST HANGERS

Catnic's timber-to-timber range includes a comprehensive selection of short, standard and long leg light to medium duty hangers for face fix and wrap over applications.

Light Duty Hanger (short leg)

A lightweight hanger suitable for joist depths up to 175mm, manufactured from 0.9mm thick pre-galvanised steel to BS EN 10346:2009, + G275. Designed with a 50mm bearing surface, hangers must be secured with 30 x 3.75mm sheradised square twist nails, through all pre-punched holes.



JHSLT190/*		
Width (mm)	47	50
SWL (kN)	3.40	3.40
Leg Length (mm)	190	190
Sideplate Height (mm)	100	100
Per Box	100	100

*Add width dimensions to complete the code when ordering.

Light Duty Hanger (standard leg)

Lightweight hanger suitable for joist depths of 150 to 250mm and face fixing, designed with 50mm wide strap legs with increased nail spacing*. Manufactured from 0.9mm thick pre-galvanised steel to BS EN 10346:2009, + G275. Designed with a 50mm bearing surface, hangers must be secured with 30 x 3.75mm sheradised square twist nails, through all individual pre-punched holes.

*Leg length can be adjusted by wrapping over joist to suit height.



JHSTDLT270/*									
Width (mm)	38	44	47	50	63	75	88	91	100
SWL (kN)	5.87	5.87	5.87	5.87	6.81	6.50	6.50	6.50	6.50
Leg Length (mm)	276	273	272	270	264	258	252	250	245
Sideplate Height (mm)	126	123	122	120	114	108	102	100	95
Per Box	100	100	100	100	100	100	100	100	100


*Add width dimensions to complete the code when ordering.

Medium Duty Hanger (standard leg)

Medium-weight hanger suitable for joist depths up to 250mm, designed with 40mm wide strap legs and location tab on hanger base for quick and accurate alignment. Manufactured from 1.5mm thick pre-galvanised steel to BS EN 10346:2009, + G275. Designed with a 50mm bearing surface, hangers must be secured with 30 x 3.75mm sheradised square twist nails, through all individual pre-punched holes.

JHSTDMT340/*		
Width (mm)	125	150
SWL (kN)	7.00	7.00
Leg Length (mm)	348	335
Sideplate Height (mm)	127	114
Per Box	50	50

*Add width dimensions to complete the code when ordering.




i The SWL (safe working load) refers to face fixed hangers (using C30 Timber) – characteristics strength / slip modulus / medium term loads are available for all sizes 38 – 100mm.

TIMBER-TO-TIMBER JOIST HANGERS

Medium Duty Hanger (long leg)

Medium-weight hanger suitable for joist depths up to 250mm, designed with 50mm strap legs, the longer length leg is suitable for face fixing or wrapped over supporting floor joists. Manufactured from 1.5mm thick pre-galvanised steel to BS EN 10346:2009, + G275. Designed with a 50mm bearing surface, hangers must be secured with 30 x 3.75mm sheradised square twist nails, through all individual pre-punched holes.

When used in loft conversion applications where the hanger extends below the supporting beam, a maximum drop of no more than 75mm is recommended.



JHLMT460/*	38	44	47	50	63	75	88	91	100	125	150
Width (mm)	38	44	47	50	63	75	88	91	100	125	150
SWL (kN)	7.00	7.00	7.00	7.00	7.00	7.00	7.00	7.00	7.00	7.00	7.00
Leg Length (mm)	481	478	476.5	475	468.5	462.5	456	454.5	450	437.5	425
Sideplate Height (mm)	185	182	180.5	179	172.5	166.5	160	158.5	154	141.5	129
Per Box	50	50	50	50	50	50	50	50	50	50	50

*Add width dimensions to complete the code when ordering.

Mini Hanger

A lightweight hanger suitable for joist depths up to 100mm, ideal for trimming around ceiling hatches, and similar light duty applications. Manufactured from 0.8mm thick pre-galvanised steel to BS EN 10346:2009, + G275. Designed with a 40mm bearing surface, hangers must be secured with 30 x 3.75mm sheradised square twist nails, through all pre-punched holes.



JHMINI*	38	44	47	50
Width (mm)	38	44	47	50
SWL (kN)	3.54	3.54	3.54	4.10
Sideplate Height (mm)	69	66	64	63
Per Box	250	250	250	250

*Add width dimensions to complete the code when ordering.

RESTRAINT STRAPS

Our range includes both horizontal and vertical straps, with bent, twisted and flat finishes.



Features

Heavy duty (28 x 4mm) restraint straps, galvanised and edge coated, are suitable for horizontal restraint applications, tying timber roofs and floors to masonry walls. Light duty (28 x 2.4mm) restraint straps can be used for vertical applications, where holding down wall plates to masonry is required, all restraint straps are multi-holed at 25mm offset centres. This product is **CE marked** in accordance with the Construction Product Regulations 2013.

Material specification

Restraint straps are manufactured from BS EN 10346:2009 DX51D + G275 hot dipped galvanised steel, and designed in accordance with BS EN 845-1:2013.

Installation

Care should be taken during installation. Light duty vertical restraint straps should be fixed using 30 x 3.75mm sheradised square twist nails into timber, and 50mm long no. 12 woodscrews/plugs into masonry. Heavy duty horizontal restraint straps should be fixed to timber with 75mm x 4.0mm galvanised round wire nails.



Image: Heavy Duty Horizontal

Heavy Duty Strap Horizontal (Flat)

	SH/600/F	SH/900/F	SH/1000/F	SH/1200/F	SH/1500/F	SH/1600/F
Length (mm)	600	900	1000	1200	1500	1600
Per Pack	10	10	10	10	10	10

Light Duty Vertical Strap (Flat)

	SV/200/F	SV/300/F	SV/600/F	SV/900/F	SV/1000/F	SV/1200/F	SV/1500/F	SV/1600/F
Length (mm)	200	300	600	900	1000	1200	1500	1600
Per Box/Pack	200	100	20	20	20	20	20	20



Heavy Duty Horizontal Strap (Bent 100)

	SH/600/ B100	SH/900/ B100	SH/1000/ B100	SH/1200/ B100	SH/1500/ B100	SH/1600/ B100
Overall Girth (mm)	600	900	1000	1200	1500	1600
Per Pack	10	10	10	10	10	10



Light Duty Vertical Strap (Bent 100)

	SV/ 300/ B100	SV/ 600/ B100	SV/ 900/ B100	SV/ 1000/ B100	SV/ 1100/ B100	SV/ 1200/ B100	SV/ 1500/ B100	SV/ 1600/ B100
Overall Girth (mm)	300	600	900	1000	1100	1200	1500	1600
Per Pack	100	20	20	20	20	20	20	20



Heavy Duty Horizontal Strap (Bent 150)

	SH/1000/B150	SH/1200/B150	SH/1500/B150	SH/1600/B150
Overall Girth (mm)	1000	1200	1500	1600
Per Pack	10	10	10	10

Heavy Duty Horizontal Strap (Twist 100)

	SH/600/ T100	SH/900/ T100	SH/1000/ T100	SH/1200/ T100	SH/1500/ T100	SH/1600/ T100
Length (mm)	600	900	1000	1200	1500	1600
Per Pack	10	10	10	10	10	10

Light Duty Vertical Strap (Twist 100)

	SV/600/ T100	SV/900/ T100	SV/1000/ T100	SV/1200/ T100	SV/1500/ T100	SV/1600/ T100
Length (mm)	600	900	1000	1200	1500	1600
Per Pack	20	20	20	20	20	20

Heavy Duty Horizontal Strap (Twist 150)

	SH/600/ T150	SH/900/ T150	SH/1000/ T150	SH/1200/ T150	SH/1500/ T150	SH/1600/ T150
Length (mm)	600	900	1000	1200	1500	1600
Per Pack	10	10	10	10	10	10

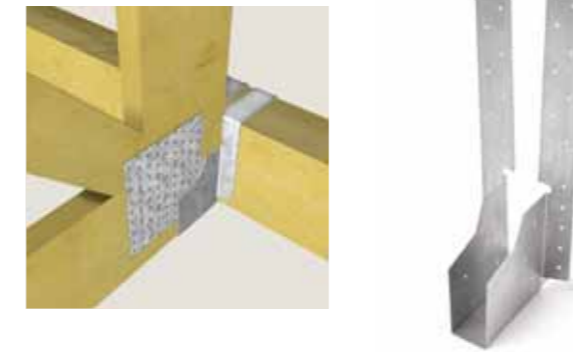


TIMBER ENGINEERING HARDWARE

A versatile selection of timber connectors.

Girder Truss Shoe

Designed with a bearing area of 100mm to provide a structural connection between a truss and girder truss or beam, with a location tab on hanger base for quick and accurate alignment. Manufactured from 1.2mm thick pre-galvanised steel to BS EN 10346:2009, + G275, must be secured with 30 x 3.75mm sheradised square twist nails, through all pre-punched holes.



TSG*	38	47	50	75	100
Width (mm)	38	47	50	75	100
SWL (kN)	9.88	9.88	10.58	12.05	13.44
Leg Length (mm)	348	344	342	348	336
Side Gusset (mm)	122	117	116	122	109
Per Box	50	50	50	50	50

*Add width dimensions to complete the code when ordering.

Mono Truss Shoe


Designed with a bearing area of 75mm for use in mono, short span, or infill truss to girder connections in low loading applications with a location tab on base for quick and accurate alignment. Manufactured from 0.9mm thick pre-galvanised steel to BS EN 10346:2009, + G275, must be secured with 30 x 3.75mm sheradised square twist nails, through all pre-punched holes.

TSM*	38	44	47	50
Width (mm)	38	44	47	50
SWL (kN)	6.02	6.02	6.02	6.02
Height (mm)	90.00	86.00	85.00	84.00
Per Box	100	100	100	100

*Add width dimensions to complete the code when ordering.


Truss Clip

A lightweight clip providing a quick and effective method fixing trussed rafters to wall plates in low loading applications as recommended in BS 5268:Part 3. Can also be used as a multi-purpose connector providing restraint whenever two timber members cross. Manufactured from 0.9mm thick pre-galvanised steel to BS EN 10346:2009, + G275, must be secured with 30 x 3.75mm sheradised square twist nails, through all pre-punched holes.



CTC*	38	44	47	50
Width (mm)	38	44	47	50
SWL (kN)	3.64	3.64	3.64	4.37
Per Box	250	250	250	250


*Add width dimensions to complete the code when ordering.



TIMBER ENGINEERING HARDWARE

Hand Nail Plate

An economical method of joining structural timber, with simple fixing made easy with pre-punched holes. Plates must be fixed either side of the timber with the pressed dimple design adding strength and rigidity. Manufactured from 0.9mm thick pre-galvanised steel to BS EN 10346:2009, + G275, must be secured with 30 x 3.75mm sheradised square twist nails, through all pre-punched holes.



NP/*	50 x 150	80 x 150	80 x 200	100 x 150	100 x 200	100 x 250	150 x 200
Size (mm)	50 x 150	80 x 150	80 x 200	100 x 150	100 x 200	100 x 250	150 x 200
Per Box	250	250	200	250	100	100	100

*Add size dimensions to complete the code when ordering.

Bent Nail Plate

A versatile light duty galvanised bracket used to strengthen timber to timber connections.



	NPB50/50	NPB75/75	NPB100/100
Size (mm)	50 x 50	75 x 75	100 x 100
Width (mm)	50	75	100
Per Box	100	100	100

Splice Plate Kit

A cost effective method of butt jointing timbers of similar size on-site, suitable for use when replacing localised structural timber damage or rotten floor joists. Plates must be fixed in sets of 4 per joint, minimum timber thickness is 50mm. Manufactured from 0.9mm thick pre-galvanised steel to BS EN 10346:2009, + G275, must be secured with 30 x 3.75mm sheradised square twist nails, through all pre-punched holes.



	SP1	SP2	SP3
Size (mm)	57 x 18	82 x 18	98 x 18
Length (mm)	400	550	550
Per Box**	8 Kits	8 Kits	8 Kits

** Including nails.



If you require further information please contact our Technical Services Department on


029 2033 7900

TIMBER FIXINGS & CONNECTORS

A versatile selection of timber connectors.

Universal Framing Anchor

Designed as a multi-purpose fixing that can be used on general timber frame construction, including connecting roof timbers, joist trimmings, and studding. The slotted design allows bending on-site for versatile configuration. Manufactured from 1.2mm thick pre-galvanised steel to BS EN 10346:2009, + G275, must be secured with 30 x 3.75mm sheradised square twist nails, through all pre-punched holes. Anchors must be fixed in pairs to ensure safe working load of 3.5kN.



AF	
Height (mm)	125
Per Box	200

Safeplate

Designed to protect plumbing and electrical wire from nail puncture, the plates are secured easily to timber studding with the pre-punched spikes. Manufactured from 1mm thick pre-galvanised steel to BS EN 10346:2009, + G275.



SP54	
Size (mm)	54 x 90
Per Box	200

Herringbone Joist Strut

Offering an alternative to timber strutting, a herringbone joist strut secures floor joists with the necessary lateral support as detailed in the Building Regulations. Fix to the top and underside of the joist. Position centre of the span where joists exceed 2.5m long, or in two rows spaced at one third and two thirds of the overall span where joist exceeds 4.5m. Manufactured from 0.9mm thick pre-galvanised steel to BS EN 10346:2009, + G275, must be secured with 30 x 3.75mm sheradised square twist nails, through all pre-punched holes.

	SJH400	SJH450	SJH600
Size (mm)	480	530	660
Per Box	100	100	100
Joist Centre (mm)	400	450	600



TIMBER FIXINGS & CONNECTORS

Holding Down Angle

A general purpose heavy duty angle plate. Manufactured from 2mm thick pre-galvanised steel to BS EN 10346:2009, + G275, must be secured with 30 x 3.75mm sheradised square twist nails, through all pre-punched holes.



AHD	
Size (mm)	32 x 32 x 300
Per Box	50

Multi-Fix Strapping

A perforated metal strip that can easily be cut or bent and used in light fixing applications. Manufactured from 0.9mm thick pre-galvanised steel to BS EN 10346:2009, + G275.



	SMF20	SMF25	SMF25/50	SMF50
Size (mm)	20mm x 10m	25mm x 15m	25mm x 50m	50mm x 10m
Per Box	10	10	5	5

Tooth Plate Connector (single sided)

Designed to improve the performance of bolted connections. Single sided connectors are manufactured from 1mm galvanised steel to BS EN 10346:2009, + G275 in accordance with BS EN 912:2011.



	SSTC/50	SSTC/63	SSTC/75
Size (mm)	50	63	75
Per Box	100	100	100

Square Plate Washer

Designed with a larger surface area to create more friction when tightened against timber. Manufactured from 3mm thick pre-galvanised steel to BS EN 10346:2009, + G275.



	WSP1
Size (mm)	50 x 50 x 3
Per Box	250

Tooth Plate Connector (double sided)

Designed to improve the performance of bolted connections to reduce timber rotation and joint movement. Double sided connectors are manufactured from 1mm galvanised steel to BS EN 10346:2009, + G275 in accordance with BS EN 912:2011.



	DSTC/50	DSTC/63	DSTC/75
Size (mm)	50	63	75
Per Box	100	100	100

BRACKETS, PLATES & BRACES

Catnic have a range of angle and corner bracket fixings designed for multi-purpose fixing applications.

Angle Bracket

60mm wide reinforced bracket used in 90 degree connections, easily secured using nail, screw bolt or coach screws. Manufactured from 2.5mm thick pre-galvanised steel to BS EN 10346:2009, + G275.

	BA1	BA2	BA3	BA4	BA5
Size (mm)	150 x 150 x 60	150 x 90 x 60	50 x 50 x 60	60 x 40 x 60	90 x 90 x 60
Per Box	50	100	100	100	100



Heavy Duty Angle Bracket

40mm wide 90 degree angle brackets providing a strong solution for timber to timber, timber to steel and timber to masonry connections. Manufactured from 3mm thick pre-galvanised steel to BS EN 10346:2009, + G275.

	BAH2	BAH3	BAH4
Size (mm)	45 x 45 x 40	90 x 45 x 40	90 x 90 x 40
Per Box	100	100	100



Adjustable Angle Bracket

30mm wide 90 degree angle bracket designed with multiple holes and slots for simple adjustment. BAA1 and BAA2 manufactured from 2.5mm with BAA3 and BAA4 manufactured from 2mm thick pre-galvanised steel to BS EN 10346:2009, + G275.

	BAA1	BAA2	BAA3	BAA4
Size (mm)	100 x 55 x 30	120 x 55 x 30	50 x 55 x 30	70 x 55 x 30
Per Box	100	100	100	100



BRACKETS, PLATES
& BRACES

Light Duty Corner Bracket

Multi-purpose range of light duty corner brackets suitable for wide range of fixing applications. Manufactured from 2mm thick pre-galvanised steel to BS EN 10346:2009, + G275.

	BCL1	BCL2	BCL3	BCL4	BCL5	BCL6
Size (mm)	100x100x18	25 x 25 x 15	40 x 40 x 15	50 x 50 x 15	65 x 65 x 15	75 x 75 x 15
Per Box	100	100	100	100	100	100



Flat Connector Plate

A versatile range of pre-punched flat connectors suitable for both timber to timber or timber to masonry or steel applications. Manufactured from 2.5mm thick pre-galvanised steel to BS EN 10346:2009, + G275.

	CPF1	CPF2	CPF3	CPF4
Size (mm)	100 x 60	180 x 60	240 x 60	300 x 60
Per Box	100	100	100	50



Angle Plate

Versatile range of plates used for strengthening timber and easily secured by nail or screw. Manufactured from 2.5mm thick pre-galvanised steel to BS EN 10346:2009, + G275.

	BP1	BP2	BP3*	BP4	BP5	BP6
Size (mm)	40 x 40 x 20	40 x 40 x 40	60 x 200	60 x 60 x 40	60 x 60 x 60	80 x 80 x 80
Per Box	250	100	100	100	100	100

* Flat



Corner Plate

Manufactured from 1mm thick pre-galvanised steel to BS EN 10346:2009, + G275.

	PC1
Size (mm)	82 x 82
Thickness (mm)	1
Per Box	100

BRACKETS, PLATES
& BRACES

Corner Stretcher Plate

Manufactured from 1.5mm thick pre-galvanised steel to BS EN 10346:2009, + G275.

	PCS1
Size (mm)	25 x 25 x 38
Per Box	250



Flat, Corner and Tee Mending Plates

Steel strips with pre-punched holes, used to strengthen and repair in timber construction. MP1, MP2, MPC1 manufactured from 1.5mm thick pre-galvanised steel with MPC2 and MPT1 manufactured from 2mm thick pre-galvanised steel to BS EN 10346:2009, + G275.

	Flat		Corner		Tee
	MP1	MP2	MPC1	MPC2	MPT1
Size (mm)	75 x 15	100 x 15	50 x 50 x 10	75 x 75 x 15	75 x 75 x 15
Per Box	100	100	100	100	100



L and T Brackets

Used for making L and T shaped joints for timber connections. Manufactured from 2mm thick pre-galvanised steel to BS EN 10346:2009, + G275.

	BL1	BT1
Size (mm)	150 x 150 x 88	150 x 128 x 88
Per Box	50	50



Light Duty Angle Brace

Used to reinforce 90 degree angles when applied along the edge. Manufactured from 1.2mm thick (BAL1) and 1.5mm thick (BAL2) pre-galvanised steel to BS EN 10346:2009, + G275.

	BAL1	BAL2
Size (mm)	18 x 18 x 18	25 x 25 x 28
Per Box	250	250



FRAME CRAMPS & EXTRAS

A range of frame cramps and extras are available to provide support when securing timber window and door frames in brickwork.

Safety End Frame Cramps

Designed to be fixed to masonry, steel or concrete with 50mm upstand and three fixing holes. Manufactured from 2mm thick pre-galvanised steel to BS EN 10346:2009, + G275.

	CSEF150	CSEF200	CSEF250
Size (mm)	50 x 100	50 x 150	50 x 200
Per Box	200	200	100

Window Board Tie

Bracket designed to attach window boards to masonry walls. Manufactured from 3mm thick pre-galvanised steel to BS EN 10346:2009, + G275.

	WBT1
Size (mm)	25 x 150
Per Box	100

Hip Iron

A decorative scrolled retaining bracket, used in traditional hipped roofs to prevent ridge tile movement. Can be secured using nail fixed to rafters and embedded in mortar. Manufactured from 3 - 5mm thick pre-galvanised steel to BS EN 10346:2009, + G275.

	HIP2	HIP3	HIP4	HIP5
Width (mm)	25	25	25	25
Thickness (mm)	3	3	4	5
Height (mm)	150	150	150	150
Length (mm)	250	300	300	300
Per Box	50	50	50	50

